



WARRANTY, SERVICE AND MAINTENANCE BOOK

CARNET DE GARANTIE, DE SERVICE ET D'ENTRETIEN
GARANTIE, SERVICE - UND WARTUNG SHEFT
CARNÉ DE GARANTIA, EL SERVICIO Y DE MAMTENIMIENTO
GARANZIA, DI SERVIZIO E D'INTERVISTA

B600 - 250 - 600 m³/h

MISTRAL - 365 - 750 m³/h

TYPHON II - 500 - 1130 m³/h

B1500 - 750 - 1550 m³/h



Equipment specifications

Caractéristiques du matériel / Gerätemerkmale / Equipment specifications / Características del material

(put across in the relevant boxes)

(cochz les cases adéquates) / (zutreffende kästchen ankreuzen) / (barrare la casella pertinente) / (marcar las casillas adecuadas)

Compressor type	
Type de compresseur / Kompressortyp Tipo di compressore / Tipo di compresor	
B600	<input type="checkbox"/>
MISTRAL	<input type="checkbox"/>
TYPHON II	<input type="checkbox"/>
B1500	<input type="checkbox"/>

Speed	
Vitesse / Version / Versione / Versión	
20R	<input type="checkbox"/>
30R	<input type="checkbox"/>
13R/15L	<input type="checkbox"/>

System	
Packages / Sistema / System	
DDK	<input type="checkbox"/>
DDNC	<input type="checkbox"/>
DDIC	<input type="checkbox"/>
BDNC	<input type="checkbox"/>
BDIC	<input type="checkbox"/>
SAE4	<input type="checkbox"/>
Electric drive	<input type="checkbox"/>
Eletrique / Elektrik / Elettrico / Eléctrico	
Hydraulic drive	<input type="checkbox"/>
Hydraulique / Hydraulik / Idraulico / Hidráulico	

Serial number / N° de série / Seriennummer / Numero di matricola / Número de serie :

Installed :

Installé le :

Installiert am :

Installato il :

Instalado el :

by (installer's stamp)

par (cachet installateur)

von (Stempel des Installator)

da (timbro dell'installatore)

por (sello instalador)

Foreword:

Thank you for choosing a Blackmer compressor.

Designed to meet the requirements of all our customers, Blackmer compressors use only the best materials and have undergone the quality controls necessary to guarantee their reliability.

This User's Manual and Warranty sets out the warranty conditions offered by Blackmer.

It is especially important for the operations described in this manual to be

carried out by an Approved Blackmer Service Point at the stipulated intervals in order to take full advantage of the warranty. ()*

We also recommend that you observe the suggested maintenance intervals even after the warranty period has elapsed.

Thank you for trusting us..

() See List of Approved Service Points in the appendix*

The Blackmer warranty:

Blackmer SA guarantees all its new compressors and systems under normal operating and maintenance conditions.

Warranty terms and conditions:

- All Blackmer compressors and systems are guaranteed, parts and labour, for a period of two years from the date of their installation provided the warranty conditions are complied with.
- Blackmer grants a one-year extension of the warranty if:
 1. BSC (Blackmer Screw Compressor) oil is used for lubricating the compressor or system (this type of oil is to be used as of commissioning or, at the latest, on the first oil change after 10 hours of operation). BSC oil is supplied solely by Blackmer and its approved service points.

2. The compressor or system runs at the authorised number of revolutions to be documented by vehicle management in the programming report.

3. The intervals of servicing and maintenance are recorded in this Manual.

4. Should you wish to take advantage of the warranty extension, the type of oil used for each oil change is specified in this User's Manual and Warranty (box provided for this purpose in the Service and Maintenance form).

- This guarantee requires the compressor and its accessories to be serviced by an Approved Blackmer Service Point in accordance with the recommended maintenance intervals.

Important:

The warranty period starts from the date the compressor is installed on the vehicle or system in its package and only if original Blackmer spare parts/systems are used or if spare parts explicitly authorized by Blackmer are used for the desired application. This date shall, without fail, be indicated on the Warranty Card at the end of this Manual.

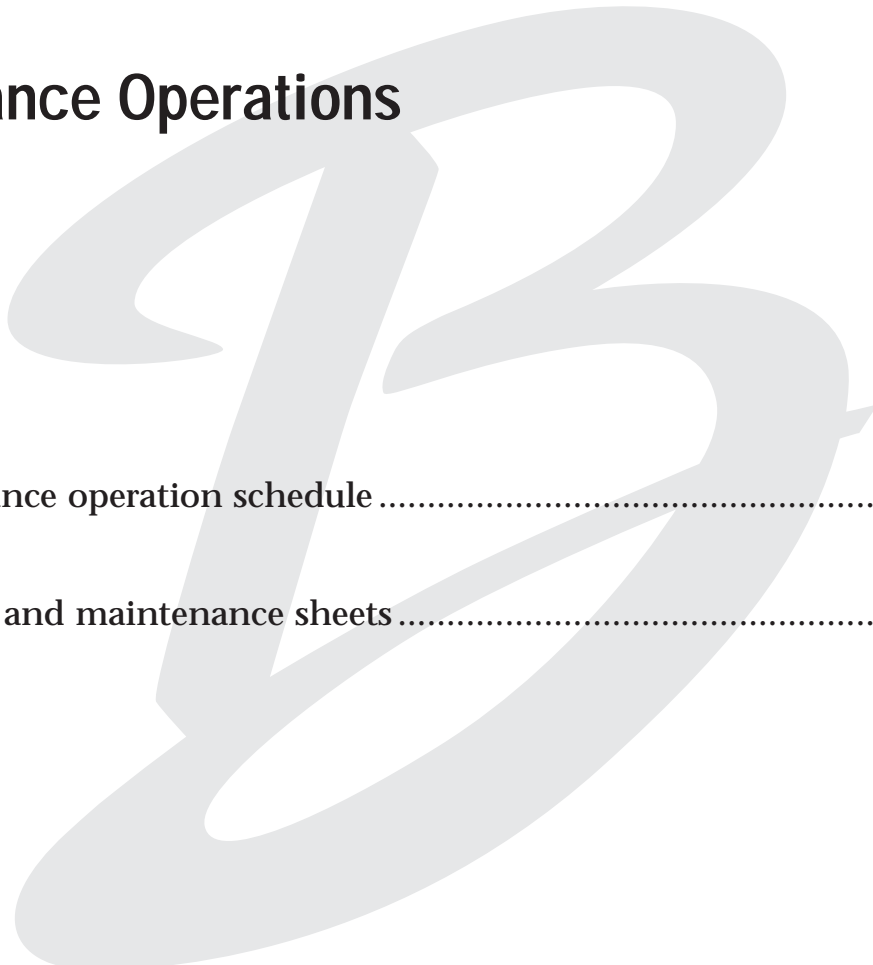
The Blackmer warranty shall not be applicable unless this card is returned to Blackmer.

Warranty restrictions:

This warranty shall not apply to:

- normal maintenance operations (*e.g. oil changes, belt tensioning*) ;
- replacement of normal wear parts (*e.g. air filter elements*) ;
- use of the equipment in conditions other than those recommended by the manufacturer or the installer ;
- use of the equipment in conditions other than those for which it was designed.

Maintenance Operations



Maintenance operation schedule 31 to 32

Servicing and maintenance sheets 33 to 39

Level 1

Works to be carried out before use every day by the user:

- Check the state of the suction filter and vacuum gauge. Clean or replace the elements as necessary.
- Inspect the driving unit.
- Check the compressor and system are sealed.
- Check that the compressor is not rotating in reverse when unloading is completed (non-return valve problem).
- For IC systems (with intercooler): check that the fan is properly started/in free rotation.

Level 2

Works to be carried out once a month by the user:

- Inspect the suction line for any leaks. Tighten collars and fittings as necessary.
- Check on the oil level. Top it up as necessary.
- Clean and drain the oil gauge.
- Check that the relief safety valve is working correctly. If not, change it.
- If the discharge line has a filter, inspect and clean it as necessary, or change it.
- Check all connection/fixing points of the compressor and its accessories.
- For compressors fitted with an extra drive/multiplier device (13R/15L): inspect the suction grill and the state of the fan. Clean as necessary.
- For BD (belt-driven) systems: check belt tension. Re-tension as necessary.

Level 3

Maintenance to be carried out every year by a Blackmer Service Point:

- Dismantle the non-return valves; clean and repair as necessary.
- Check that the relief safety valve is correctly calibrated.
- Check that the air filter/suction filter vacuum gauge is working correctly.
- Check on the mechanical integrity of the supports (weld seams, tightening of nuts and bolts, state of screw eyes and elastic retaining clamps, etc.). Check all seals on the compressor and its accessories.
- Check that the rotation speed range is the right one for the built-in pressure relief valve. (Check that the calibration of the valve governing the compressor rotation

speed range does not exceed the maximum pressure permitted for the compressor).

- For IC systems (with intercooler): visually inspect the electric wiring. Check the electric insulation/tractor chassis.

Level 4

Works to be carried out every two years by a Blackmer Service Point:

- For DD (direct driven) systems: dismantle and check the torque limiter calibration.
- Change the oil filter and clean the magnetic plugs.

Oil change intervals:

To be carried out according to the table below:

Type	Version	First oil change after	Subsequent oil changes	
			Standard oil	BSC oil
B600	20R / 30R	10 hr/1 week	Only BSC*	500 hr / 12 months
Mistral	20R / 30R	10 hr/1 week	Only BSC*	500 hr / 12 months
Typhon II	20R / 30R	10 hr/1 week	Only BSC*	500 hr / 12 months
B1500	20R / 30R	10 hr/1 week	Only BSC*	500 hr / 12 months
B600	13R / 15L	10 hr/1 week	Only BSC*	300 hr / 9 months
Mistral	13R / 15L	10 hr/1 week	Only BSC*	300 hr / 9 months
Typhon II	13R / 15L	10 hr/1 week	Only BSC*	300 hr / 9 months
B1500	13R / 15L	10 hr/1 week	Only BSC*	300 hr / 9 months

The oil must be changed as soon as any one of the oil change parameters is reached.

1. Interval - Service and maintenance report

1st maintenance operation						
Oil change <input type="checkbox"/> yes <input type="checkbox"/> no	Type of oil <input type="checkbox"/> BSC					
Level of maintenance carried out: <input type="checkbox"/> Level 3 <i>(Once-a-year maintenance)</i> <input type="checkbox"/> Level 4 <i>(Twice-a-year maintenance)</i>	Stamp and signature:					
Date of maintenance opération <table border="1" style="width: 100%; height: 20px;"><tr><td style="width: 15%;"></td><td style="width: 15%;"></td><td style="width: 15%;"></td><td style="width: 15%;"></td><td style="width: 15%;"></td><td style="width: 15%;"></td></tr></table>						

2nd maintenance operation						
Oil change <input type="checkbox"/> yes <input type="checkbox"/> no	Type of oil <input type="checkbox"/> BSC					
Level of maintenance carried out: <input type="checkbox"/> Level 3 <i>(Once-a-year maintenance)</i> <input type="checkbox"/> Level 4 <i>(Twice-a-year maintenance)</i>	Stamp and signature:					
Date of maintenance opération <table border="1" style="width: 100%; height: 20px;"><tr><td style="width: 15%;"></td><td style="width: 15%;"></td><td style="width: 15%;"></td><td style="width: 15%;"></td><td style="width: 15%;"></td><td style="width: 15%;"></td></tr></table>						

3rd maintenance operation						
Oil change <input type="checkbox"/> yes <input type="checkbox"/> no	Type of oil <input type="checkbox"/> BSC					
Level of maintenance carried out: <input type="checkbox"/> Level 3 <i>(Once-a-year maintenance)</i> <input type="checkbox"/> Level 4 <i>(Twice-a-year maintenance)</i>	Stamp and signature:					
Date of maintenance opération <table border="1" style="width: 100%; height: 20px;"><tr><td style="width: 15%;"></td><td style="width: 15%;"></td><td style="width: 15%;"></td><td style="width: 15%;"></td><td style="width: 15%;"></td><td style="width: 15%;"></td></tr></table>						

4th maintenance operation						
Oil change <input type="checkbox"/> yes <input type="checkbox"/> no	Type of oil <input type="checkbox"/> BSC					
Level of maintenance carried out: <input type="checkbox"/> Level 3 <i>(Once-a-year maintenance)</i> <input type="checkbox"/> Level 4 <i>(Twice-a-year maintenance)</i>	Stamp and signature:					
Date of maintenance opération <table border="1" style="width: 100%; height: 20px;"><tr><td style="width: 15%;"></td><td style="width: 15%;"></td><td style="width: 15%;"></td><td style="width: 15%;"></td><td style="width: 15%;"></td><td style="width: 15%;"></td></tr></table>						

1. Interval - Service and maintenance report

5st maintenance operation						
Oil change <input type="checkbox"/> yes <input type="checkbox"/> no	Type of oil <input type="checkbox"/> BSC					
Level of maintenance carried out: <input type="checkbox"/> Level 3 <i>(Once-a-year maintenance)</i> <input type="checkbox"/> Level 4 <i>(Twice-a-year maintenance)</i>	Stamp and signature:					
Date of maintenance opération <table border="1" style="width: 100%; height: 20px;"><tr><td> </td><td> </td><td> </td><td> </td><td> </td><td> </td></tr></table>						

6th maintenance operation						
Oil change <input type="checkbox"/> yes <input type="checkbox"/> no	Type of oil <input type="checkbox"/> BSC					
Level of maintenance carried out: <input type="checkbox"/> Level 3 <i>(Once-a-year maintenance)</i> <input type="checkbox"/> Level 4 <i>(Twice-a-year maintenance)</i>	Stamp and signature:					
Date of maintenance opération <table border="1" style="width: 100%; height: 20px;"><tr><td> </td><td> </td><td> </td><td> </td><td> </td><td> </td></tr></table>						

7th maintenance operation						
Oil change <input type="checkbox"/> yes <input type="checkbox"/> no	Type of oil <input type="checkbox"/> BSC					
Level of maintenance carried out: <input type="checkbox"/> Level 3 <i>(Once-a-year maintenance)</i> <input type="checkbox"/> Level 4 <i>(Twice-a-year maintenance)</i>	Stamp and signature:					
Date of maintenance opération <table border="1" style="width: 100%; height: 20px;"><tr><td> </td><td> </td><td> </td><td> </td><td> </td><td> </td></tr></table>						

8th maintenance operation						
Oil change <input type="checkbox"/> yes <input type="checkbox"/> no	Type of oil <input type="checkbox"/> BSC					
Level of maintenance carried out: <input type="checkbox"/> Level 3 <i>(Once-a-year maintenance)</i> <input type="checkbox"/> Level 4 <i>(Twice-a-year maintenance)</i>	Stamp and signature:					
Date of maintenance opération <table border="1" style="width: 100%; height: 20px;"><tr><td> </td><td> </td><td> </td><td> </td><td> </td><td> </td></tr></table>						

1. Interval - Service and maintenance report

9st maintenance operation						
Oil change <input type="checkbox"/> yes <input type="checkbox"/> no	Type of oil <input type="checkbox"/> BSC					
Level of maintenance carried out: <input type="checkbox"/> Level 3 <i>(Once-a-year maintenance)</i> <input type="checkbox"/> Level 4 <i>(Twice-a-year maintenance)</i>	Stamp and signature:					
Date of maintenance opération <table border="1" style="width: 100%; height: 20px;"><tr><td> </td><td> </td><td> </td><td> </td><td> </td><td> </td></tr></table>						

10th maintenance operation						
Oil change <input type="checkbox"/> yes <input type="checkbox"/> no	Type of oil <input type="checkbox"/> BSC					
Level of maintenance carried out: <input type="checkbox"/> Level 3 <i>(Once-a-year maintenance)</i> <input type="checkbox"/> Level 4 <i>(Twice-a-year maintenance)</i>	Stamp and signature:					
Date of maintenance opération <table border="1" style="width: 100%; height: 20px;"><tr><td> </td><td> </td><td> </td><td> </td><td> </td><td> </td></tr></table>						

11th maintenance operation						
Oil change <input type="checkbox"/> yes <input type="checkbox"/> no	Type of oil <input type="checkbox"/> BSC					
Level of maintenance carried out: <input type="checkbox"/> Level 3 <i>(Once-a-year maintenance)</i> <input type="checkbox"/> Level 4 <i>(Twice-a-year maintenance)</i>	Stamp and signature:					
Date of maintenance opération <table border="1" style="width: 100%; height: 20px;"><tr><td> </td><td> </td><td> </td><td> </td><td> </td><td> </td></tr></table>						

12th maintenance operation						
Oil change <input type="checkbox"/> yes <input type="checkbox"/> no	Type of oil <input type="checkbox"/> BSC					
Level of maintenance carried out: <input type="checkbox"/> Level 3 <i>(Once-a-year maintenance)</i> <input type="checkbox"/> Level 4 <i>(Twice-a-year maintenance)</i>	Stamp and signature:					
Date of maintenance opération <table border="1" style="width: 100%; height: 20px;"><tr><td> </td><td> </td><td> </td><td> </td><td> </td><td> </td></tr></table>						

1. Interval - Service and maintenance report

13st maintenance operation						
Oil change <input type="checkbox"/> yes <input type="checkbox"/> no	Type of oil <input type="checkbox"/> BSC					
Level of maintenance carried out: <input type="checkbox"/> Level 3 <i>(Once-a-year maintenance)</i> <input type="checkbox"/> Level 4 <i>(Twice-a-year maintenance)</i>	Stamp and signature:					
Date of maintenance opération <table border="1" style="width: 100%; height: 20px;"><tr><td> </td><td> </td><td> </td><td> </td><td> </td><td> </td></tr></table>						

14th maintenance operation						
Oil change <input type="checkbox"/> yes <input type="checkbox"/> no	Type of oil <input type="checkbox"/> BSC					
Level of maintenance carried out: <input type="checkbox"/> Level 3 <i>(Once-a-year maintenance)</i> <input type="checkbox"/> Level 4 <i>(Twice-a-year maintenance)</i>	Stamp and signature:					
Date of maintenance opération <table border="1" style="width: 100%; height: 20px;"><tr><td> </td><td> </td><td> </td><td> </td><td> </td><td> </td></tr></table>						

15th maintenance operation						
Oil change <input type="checkbox"/> yes <input type="checkbox"/> no	Type of oil <input type="checkbox"/> BSC					
Level of maintenance carried out: <input type="checkbox"/> Level 3 <i>(Once-a-year maintenance)</i> <input type="checkbox"/> Level 4 <i>(Twice-a-year maintenance)</i>	Stamp and signature:					
Date of maintenance opération <table border="1" style="width: 100%; height: 20px;"><tr><td> </td><td> </td><td> </td><td> </td><td> </td><td> </td></tr></table>						

16th maintenance operation						
Oil change <input type="checkbox"/> yes <input type="checkbox"/> no	Type of oil <input type="checkbox"/> BSC					
Level of maintenance carried out: <input type="checkbox"/> Level 3 <i>(Once-a-year maintenance)</i> <input type="checkbox"/> Level 4 <i>(Twice-a-year maintenance)</i>	Stamp and signature:					
Date of maintenance opération <table border="1" style="width: 100%; height: 20px;"><tr><td> </td><td> </td><td> </td><td> </td><td> </td><td> </td></tr></table>						

1. Interval - Service and maintenance report

17st maintenance operation									
Oil change <input type="checkbox"/> yes <input type="checkbox"/> no	Type of oil <input type="checkbox"/> BSC								
Level of maintenance carried out: <input type="checkbox"/> Level 3 <i>(Once-a-year maintenance)</i> <input type="checkbox"/> Level 4 <i>(Twice-a-year maintenance)</i>	Stamp and signature:								
Date of maintenance opération <table border="1" style="width: 100%; height: 20px;"><tr><td> </td><td> </td><td> </td><td> </td><td> </td><td> </td><td> </td><td> </td></tr></table>									

18nd maintenance operation									
Oil change <input type="checkbox"/> yes <input type="checkbox"/> no	Type of oil <input type="checkbox"/> BSC								
Level of maintenance carried out: <input type="checkbox"/> Level 3 <i>(Once-a-year maintenance)</i> <input type="checkbox"/> Level 4 <i>(Twice-a-year maintenance)</i>	Stamp and signature:								
Date of maintenance opération <table border="1" style="width: 100%; height: 20px;"><tr><td> </td><td> </td><td> </td><td> </td><td> </td><td> </td><td> </td><td> </td></tr></table>									

19rd maintenance operation									
Oil change <input type="checkbox"/> yes <input type="checkbox"/> no	Type of oil <input type="checkbox"/> BSC								
Level of maintenance carried out: <input type="checkbox"/> Level 3 <i>(Once-a-year maintenance)</i> <input type="checkbox"/> Level 4 <i>(Twice-a-year maintenance)</i>	Stamp and signature:								
Date of maintenance opération <table border="1" style="width: 100%; height: 20px;"><tr><td> </td><td> </td><td> </td><td> </td><td> </td><td> </td><td> </td><td> </td></tr></table>									

20th maintenance operation									
Oil change <input type="checkbox"/> yes <input type="checkbox"/> no	Type of oil <input type="checkbox"/> BSC								
Level of maintenance carried out: <input type="checkbox"/> Level 3 <i>(Once-a-year maintenance)</i> <input type="checkbox"/> Level 4 <i>(Twice-a-year maintenance)</i>	Stamp and signature:								
Date of maintenance opération <table border="1" style="width: 100%; height: 20px;"><tr><td> </td><td> </td><td> </td><td> </td><td> </td><td> </td><td> </td><td> </td></tr></table>									

1. Interval - Service and maintenance report

21st maintenance operation	
Oil change <input type="checkbox"/> yes <input type="checkbox"/> no	Type of oil <input type="checkbox"/> BSC
Level of maintenance carried out: <input type="checkbox"/> Level 3 <i>(Once-a-year maintenance)</i> <input type="checkbox"/> Level 4 <i>(Twice-a-year maintenance)</i>	Stamp and signature:
Date of maintenance opération <div style="border: 1px solid black; width: 100%; height: 20px; margin-top: 5px;"></div>	

22th maintenance operation	
Oil change <input type="checkbox"/> yes <input type="checkbox"/> no	Type of oil <input type="checkbox"/> BSC
Level of maintenance carried out: <input type="checkbox"/> Level 3 <i>(Once-a-year maintenance)</i> <input type="checkbox"/> Level 4 <i>(Twice-a-year maintenance)</i>	Stamp and signature:
Date of maintenance opération <div style="border: 1px solid black; width: 100%; height: 20px; margin-top: 5px;"></div>	

23th maintenance operation	
Oil change <input type="checkbox"/> yes <input type="checkbox"/> no	Type of oil <input type="checkbox"/> BSC
Level of maintenance carried out: <input type="checkbox"/> Level 3 <i>(Once-a-year maintenance)</i> <input type="checkbox"/> Level 4 <i>(Twice-a-year maintenance)</i>	Stamp and signature:
Date of maintenance opération <div style="border: 1px solid black; width: 100%; height: 20px; margin-top: 5px;"></div>	

24th maintenance operation	
Oil change <input type="checkbox"/> yes <input type="checkbox"/> no	Type of oil <input type="checkbox"/> BSC
Level of maintenance carried out: <input type="checkbox"/> Level 3 <i>(Once-a-year maintenance)</i> <input type="checkbox"/> Level 4 <i>(Twice-a-year maintenance)</i>	Stamp and signature:
Date of maintenance opération <div style="border: 1px solid black; width: 100%; height: 20px; margin-top: 5px;"></div>	

Specific comments

Date :

Subject :
.....
.....
.....

Date :

Subject :
.....
.....
.....

Date :

Subject :
.....
.....
.....

Specific comments

Date :

Subject :
.....
.....
.....

Date :

Subject :
.....
.....
.....

Date :

Subject :
.....
.....
.....

Specific comments

Date :

Subject :
.....
.....
.....

Date :

Subject :
.....
.....
.....

Date :

Subject :
.....
.....
.....

Specific comments

Date :

Subject :
.....
.....
.....

Date :

Subject :
.....
.....
.....

Date :

Subject :
.....
.....
.....

Specific comments

Date :

Subject :
.....
.....
.....

Date :

Subject :
.....
.....
.....

Date :

Subject :
.....
.....
.....

Specific comments

Date :

Subject :
.....
.....
.....

Date :

Subject :
.....
.....
.....

Date :

Subject :
.....
.....
.....

Specific comments

Date :

Subject :
.....
.....
.....

Date :

Subject :
.....
.....
.....

Date :

Subject :
.....
.....
.....

List points approved services Blackmer



List points approved services Blackmer

To reach the brought up to date list of the bridges Blackmer services, thanks for agreeing to contact the customer service (coordinated page 48)



After sales department

Blackmer
A DOVER COMPANY[®]

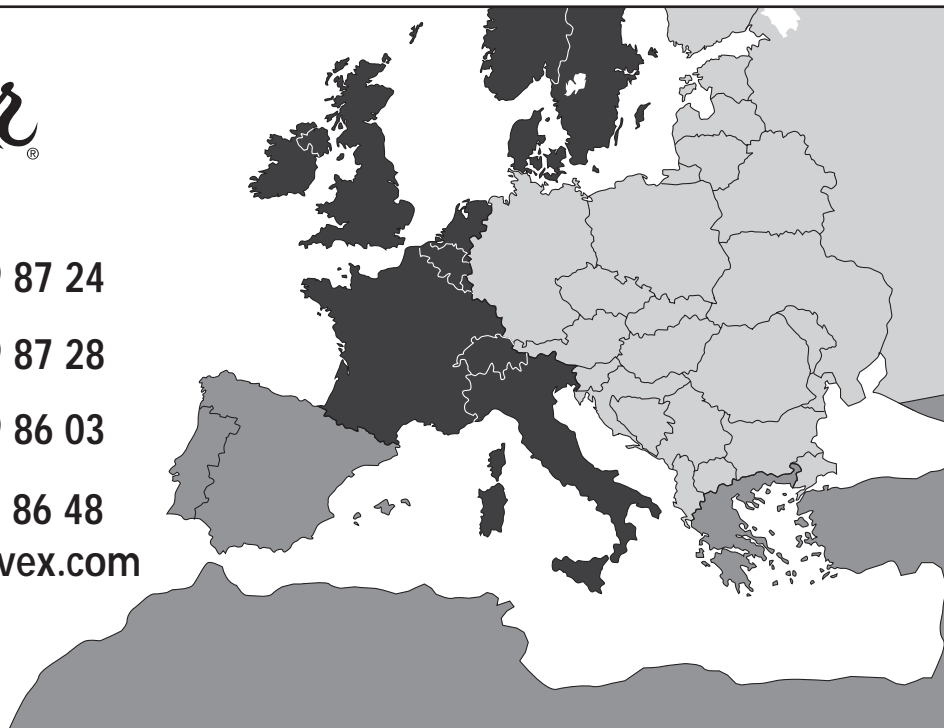
00 33 (0)3 86 49 87 24


00 33 (0)3 86 49 87 28

00 33 (0)3 86 49 86 03

Fax : 00 33 (0)3 86 45 86 48

SAV@blackmer-mouvex.com





BLACKMER

Z.I. La Plaine des Isles

2, rue des Caillottes

F-89000 Auxerre

France

Warranty card

Compressor type	Version	Serial Nummer	System				
			DDK	DDNC	DDIC	BDNC	BDIC
Suction filter:			Over pressure valve:			oel	
Silencer:			Producer:			Standard	BSC
Torque limiter:			2 bar	2,3 bar	2,5 bar		
Truck:	Diesel engine:	Hydr. motor:	Hydr. pumpe:		E-motor:		
Producer:		Type:			rpm:		
Chassis number:							
Gear box type:		PTO type:			Ratio:		
Direction:	Clockwise	Counterclockwise					
Belt transmission ratio:			Belt:				
Pully on transmission:				Pully on compressor:			
Date of installation:	User name						
	User adress	Poscode:	Town:			Country:	
		Street:					
Stemp and sign from the installer				Stemp and sign from the software setting			
Kommentare:				Geschwindigkeit		von - bis	
				Kleiner Splitt			
				Großer Splitt			

World Headquarters

*1809 Century Avenue SW
Grand Rapids, MI 49503-1530 USA
T 616.241.1611 F 616.241.3752*

European Headquarters

*ZI la Plaine des Isles, rue des Caillottes
89000 Auxerre, FRANCE
T +33.3.86.49.86.30 F +33.3.86.46.42.10*

Blackmer Czech

*CTPark Ostrava
Na Rovince 873
720 00 Ostrava - Hrabova
CZECH*

